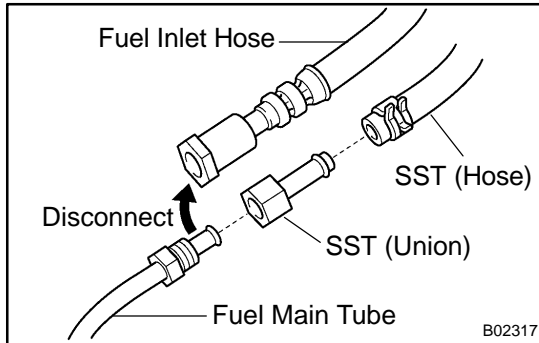


INSPECTION

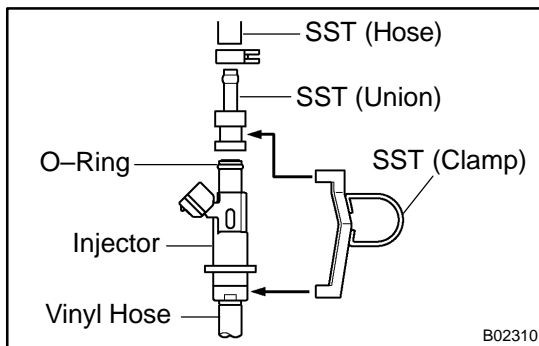
1. INSPECT INJECTOR INJECTION

CAUTION:

Keep injector clean of sparks during the test.



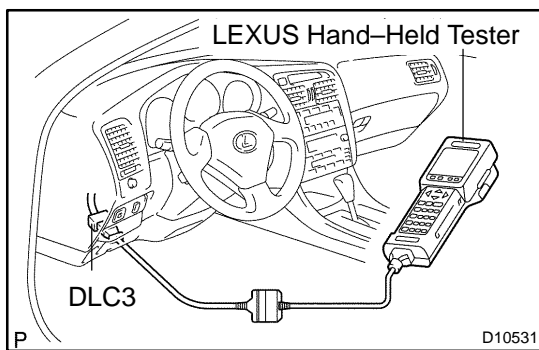
- Disconnect the fuel inlet hose (rear fuel pipe) from the fuel main tube.
- Temporarily install SST (union) to the fuel main tube.
SST 09268-41047 (09268-52011)
- Tighten the flare nut on the fuel main tube.
(See page [SF-1](#))
- Connect SST (hose) to the SST (union).
SST 09268-41047



- Install the O-ring to the injector.
- Connect SST (union and hose) to the injector, and hold the injector and union with SST (clamp).
SST 09268-41047 (09268-41110, 09268-41300)
- Put the injector into the graduated cylinder.

CAUTION:

Install a suitable vinyl hose onto the injector to prevent gasoline from splashing out.

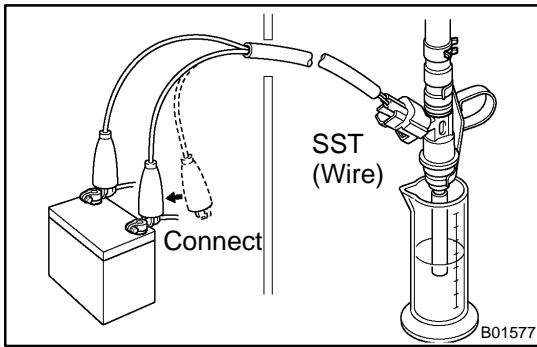


- Connect a LEXUS hand-held tester to the DLC3.
- Connect the battery negative (-) cable to the battery.
- Turn the ignition switch ON, and push the LEXUS hand-held tester main switch ON.

NOTICE:

Do not start the engine.

- Select the active test mode on the LEXUS hand-held tester.
- Please refer to the LEXUS hand-held tester operator's manual for further details.
- If you have no LEXUS hand-held tester, connect the positive (+) and negative (-) leads from the battery to the fuel pump connector. (See page [SF-6](#))



- (n) Connect SST (wire) to the injector and battery for 15 seconds, and measure the injection volume with a graduated cylinder. Test each injector 2 or 3 times.

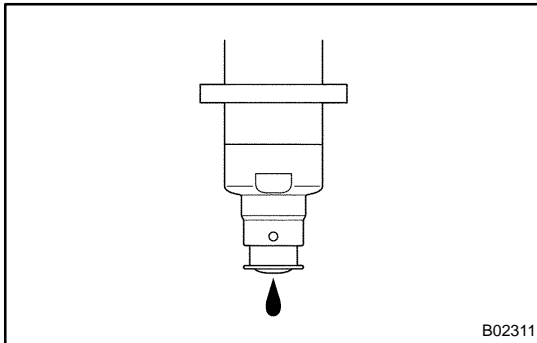
SST 09842-30070

Volume: 60 – 73 cm³ (3.7 – 4.5 cu in.) per 15 seconds

Difference between each injector:

13 cm³ (0.8 cu in.) or less

If the injection volume is not as specified, replace the injector.



2. INSPECT LEAKAGE

- (a) In the condition above, disconnect the tester probes of SST (wire) from the battery and check the fuel leakage from the injector.

SST 09842-30070

Fuel drop: 1 drop or less per 12 minutes

- (b) Turn the ignition switch OFF.
 (c) Disconnect the negative (–) terminal cable from the battery.
 (d) Remove the SST.
 SST 09268-41047, 09842-30070
 (e) Disconnect the LEXUS hand-held tester from the DLC3.
 (f) Reconnect the fuel inlet hose (rear fuel pipe) to the fuel main tube. (See page [SF-1](#))